FSCJ Florida State College at Jacksonville

ADDENDUM NO. 2

ISSUE DATE: **3/11/2024**

FSCJ ITB NUMBER: **2024C-18**

FSCJ ITB TITLE: **Roof Replacement - South Campus, Bldg. G & Connecting Towers**

The above numbered solicitation is amended as follows:

- **Attachment "A" Clarifications, Questions and Answers**
- **Attachment "B" REVISED Drawing Pages: D101 Demolition Roof Plan, A101 New Roof Key Plan for Reference Only and A102 New Roof Plan G1**

The hour and date specified for receipt of bids:

___ is not extended, remains: _____
_X_ is extended until: **March 26, 2024 at 2:00 p.m.**
_X_ posting date is extended until: **March 26, 2024**

Except as provided herein, all terms and conditions of the solicitation, including changes made by all prior addenda (if any), remain unchanged and in full force and effect.

Bidders must acknowledge receipt of this addendum prior to the time set for receipt and opening of bids as specified in the solicitation, or as amended, by one of the following methods:

(a) By signing and returning one copy of this addendum.
(b) By acknowledging receipt on the copy of the bid submitted.

FAILURE TO ACKNOWLEDGE RECEIPT OF THIS ADDENDUM PRIOR TO THE HOUR AND DATE SPECIFIED MAY RESULT IN REJECTION OF YOUR OFFER. If, by virtue of this addendum, you desire to change an offer already submitted, such change may be made by letter, provided such letter makes reference to the solicitation and this addendum and is received prior to the opening hour and date specified.

_____
Randi Brokvist
Executive Director of Purchasing

(Complete this portion)

TO BE RESPONSIVE ALL BIDDERS MUST ACKNOWLEDGE RECEIPT OF ADDENDUM #2

COMPANY: _____

SIGNATURE: _____

TITLE: _____

DATE: _____

FSCJ ITB: **2024C-18** ***Attachment A***

FSCJ ITB TITLE: **Roof Replacement - South Campus, Bldg. G & Connecting Towers**

ADDENDUM NO. 2

CLARIFICATIONS

1. **Please be advise that the Public Bid Opening has been extended to Tuesday, March 26, 2024 at 2:00 p.m.**

2. **Bidders are instructed to Upload their Bid Documents the online:**
   https://erfp.integratise.com/getall/registration_initial_tmp.asp?c=&p=2024C-18&d=03/26/2024

3. **The College has identified dimension discrepancies on pages D101 Demolition Roof Plan, A101 New Roof Key Plan for Reference Only and A102 New Roof Plan G1 attached. Please utilize the revised drawing pages to submit your bid.**

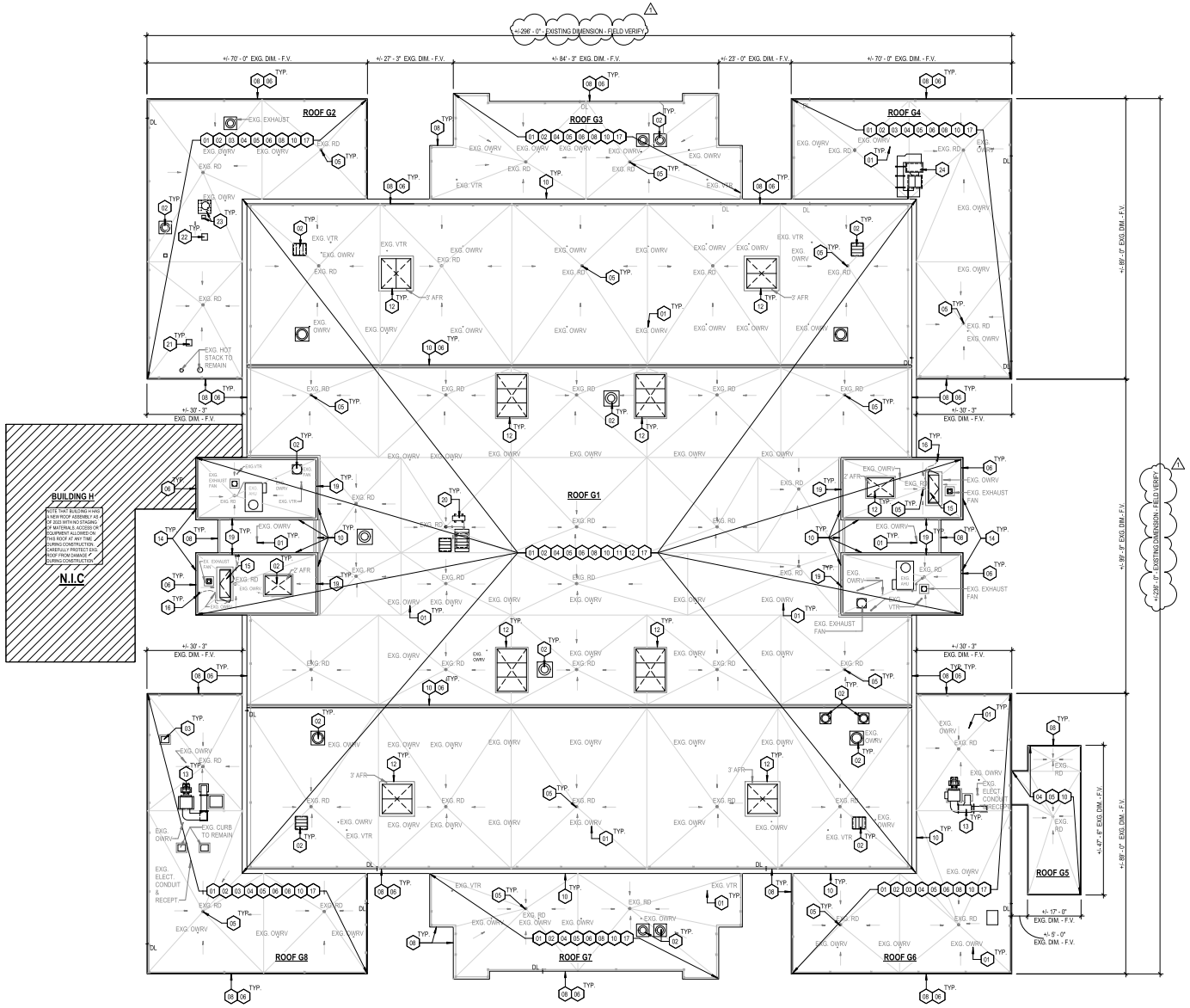

1 DEMOLTION ROOF PLAN
1/16" = 1'-0"

GENERAL ROOF NOTES:

1. CONTRACTOR TO FIELD VERIFY ALL EXISTING CONDITIONS PRIOR TO STARTING THE WORK AND SHALL NOTIFY ARCHITECT IMMEDIATELY OF ANY DISCREPANCIES.
2. CONTRACTOR IS TO REMOVE AND REPLACE ALL EXISTING ROOF MEMBRANES WITHIN THE SCOPE OF WORK.
3. PRIOR TO ROOF WORK, CONTRACTOR TO SCOPE & SNAKE EACH EXISTING ROOF DRAIN DOWN TO THE POINT OF CONNECTION AT GRADE FOR ALL EXISTING ROOF DRAINS WITHIN SCOPE WHETHER SHOWN OR NOT.
4. CONTRACTOR IS TO INSPECT EXISTING ROOF SUBSTRATE AND WOOD BLOCKING. CONTRACTOR TO PATCH/REPAIR ROOF SUBSTRATE AND REPLACE ANY/ALL DAMAGED WOOD BLOCKING AS REQUIRED FOR NEW WORK AND TO RECEIVE MANUFACTURER'S WARRANTY.
5. PROVIDE TEMPORARY ROOF WHERE INDICATED.
6. CONTRACTOR IS TO REMOVE AND REPLACE ALL CANT STRIPS. REPLACE WITH NEW NON-COMBUSTIBLE CANTS.
7. NOTE THAT THERE ARE A LARGE AMOUNT OF EXISTING ROOF PENETRATIONS, CURBS, SUPPORTS, SKYLIGHTS, ETC. PRESENT ON THE EXISTING ROOF. CONTRACTOR IS TO REMOVE ALL EXISTING FLASHINGS & PROPERLY REFLASH ALL EXISTING ROOF PENETRATIONS WHETHER INDICATED ON PLANS OR NOT.
8. GENERAL LIGHTNING PROTECTION DEVICES ARE SHOWN FOR REFERENCE ONLY - HOWEVER GC IS REQUIRED TO REMOVE ALL EXISTING LIGHTNING PROTECTION DEVICES, CABLING, & COMPONENTS. PROVIDE ALL NEW COMPONENTS AS REQUIRED FOR COMPLETE, FULLY OPERATIONAL AND UL MASTER LABELED SYSTEM. GC TO PROVIDE NEW LIGHTNING PROTECTION SYSTEM.
9. CONTRACTOR IS TO REPLACE ALL EXISTING ROOF DRAINS & PROVIDE NEW ROOF DRAIN TO BE SIPLAST RETROFIT MODEL-SIZE TO MATCH EXISTING.
10. PROVIDE CRICKETS ON THE UPHILL SIDE OF ALL RAISED CURBS, EQUIPMENT, CORNER ROOF AREAS, ETC. AS REQUIRED TO PROMOTE POSITIVE SLOPE TO DRAINS, TYP. ALL EXISTING FLASHINGS ARE TO BE REPLACED W/ NEW FLASHINGS AND W/ ALL EXISTING COUNTERFLASHING ASSEMBLIES TO BE REPLACED W/ NEW ALUMINUM COUNTERFLASHING, TYP.
11. REMOVE ALL EXISTING ELECTRICAL FEED CONDUITS- COORDINATE WITH OWNER, TYP.
12. NOTE THAT THE INTENT FOR THE NEW ROOF ASSEMBLY IS TO MATCH THE EXISTING SLOPE AND ROOF ELEVATIONS IN ORDER TO MAINTAIN EXISTING HEIGHTS TO THAT ROOF PERIMETER, EQUIPMENT CURBS, DRAINS, ETC. DO NOT HAVE TO BE RAISED.
13. CONTRACTOR WILL BE REQUIRED TO REPLACE ANY RUSTED OR MISSING FASTENERS ON THE EXISTING ROOFTOP EQUIPMENT CURBS AS REQUIRED FOR RIGID INSTALLATION TYP.

DEMOLITION ROOF PLAN LEGEND:

- AREA OF NO WORK
- GENERAL LIGHTING PROTECTION DEVICE/ LOCATION ONLY FOR REFERENCE. ROOFER TO FIELD VERIFY ALL COMPONENTS.
- SLOPE DIRECTION WITH EXISTING SLOPE TO REMAIN - FIELD VERIFY EXACT SLOPE & DIRECTION.
- EXG. RD — EXISTING ROOF DRAIN LOCATION TO ACCOMMODATE NEW RETROFIT KIT, TYP.
- EXG. VTR OR OWRV — EXISTING WASTE VENT (VTR) OR ONE WAY ROOF VENT (OWRV) TO REMAIN. TEMPORARILY COVER DURING ALL DEMOLITION & NEW WORK TO KEEP GRANULES & DEBRIS OUT OF VENT STACKS.
- X — KEYNOTE
- EXISTING EXHAUST VENT TO REMAIN. TEMPORARILY COVER DURING ALL DEMOLITION & NEW WORK TO KEEP GRANULES & DEBRIS OUT OF VENT STACKS.
- DL — EXISTING DOWN LEAD/ LOCATION ONLY FOR REFERENCE. ROOFER TO FIELD VERIFY ALL COMPONENTS.
- EXISTING BUILDING EXPANSION JOINT
- EXISTING SKYLIGHT TO TO REMAIN. TEMPORARILY COVER DURING ALL DEMOLITION & NEW WORK TO AVOID DAMAGES.
- X/AFR= ABOVE FINISHED ROOF. ROOFER TO FIELD VERIFY EXACT DIM.

DEMOLITION ROOF PLAN KEY NOTES:

REFER TO ENGINEERING DRAWINGS FOR ADDITIONAL INFORMATION.

01 EXISTING ONE WAY ROOF VENT (OWRV) & VENT THRU ROOF (VTR) TO REMAIN. CONTRACTOR TO PROVIDE TEMPORARY COVER DURING CONSTRUCTION AS REQ'D. TO KEEP ROOFING SYSTEM DEBRIS OR PARTICLES FROM ENTERING EXISTING PIPES, TYP.
02 EXISTING EQUIPMENT CURB OR EXHAUST FAN TO REMAIN W/ EXISTING UNITS TO BE TEMPORARILY DISCONNECTED, RAISED, & RECONNECTED AS REQUIRED TO ACCOMMODATE NEW WORK. REMOVE ALL FLASHING WITHIN SCOPE OF WORK AS INDICATED, U.N.O.
03 EXISTING ABANDONED EXHAUST VENT ASSEMBLY TO BE REMOVED DOWN TO DECK, CAPPED AT DECK & INFILLED W/ NEW LWIC PATCH MATERIAL AS REQ'D. TO RECEIVE NEW ROOFING.
04 REMOVE EXISTING ROOFING MEMBRANE, FLASHINGS, CANTS, COUNTERFLASHINGS AND ACCESSORIES DOWN TO EXISTING TO TOP OF EXISTING LIGHTWEIGHT INSULATING CONCRETE AS REQ'D. TO RECEIVED NEW ROOFING ASSEMBLY.
05 CAREFULLY REMOVE ALL EXISTING ROOF DRAIN ASSEMBLY TO ACCOMMODATE NEW RETROFIT KIT, TYP.
06 EXISTING LIGHTNING PROTECTION SYSTEM AND ALL COMPONENTS TO BE REMOVED AND ROOF SURFACE PREPPED TO ACCOMMODATE FOR NEW WORK, TYP.
07 EXISTING ELECTRICAL CONDUITS OR CONDENSATE PIPING TO BE TEMPORARILY RAISED (AND DISCONNECTED/ RECONNECTED) AS REQUIRED TO ACCOMMODATE NEW WORK.
08 REMOVE EXISTING PERIMETER EDGE METAL ASSEMBLY, TYP.
09 EXISTING JUNCTION BOX TO REMAIN WITH EXISTING CONDUITS TO BE DISCONNECTED, RAISED, & RECONNECTED AS REQUIRED TO ACCOMMODATE NEW WORK.
10 REMOVE EXISTING FLASHING, COUNTER FLASHING ASSEMBLY, ALUMINUM GRAVEL STOPS, CANTS, & ALL EXISTING COMPONENTS UP AGAINST EXISTING BUILDING AS REQ'D. TO RECEIVE NEW.
11 REMOVE EXISTING EXPANSION JOINT ASSEMBLY, WOOD BLOCKING, AREA OF LWIC & ALL COMPONENTS AS REQ'D. TO RECEIVE NEW JOINT ASSEMBLY AS DETAILED.
12 EXISTING SKYLIGHT TO REMAIN. CAREFULLY REMOVE FLASHING ON CURB AND PREP TO ACCOMMODATE NEW WORK.
13 EXISTING FAN UNIT, DUCTWORK, SUPPORT FRAMES, & SUPPORT CURBS TO REMAIN. REMOVE ALL EXISTING FLASHING ASSEMBLIES & METAL CURBS CAPS. TEMPORARILY RAISE EXISTING DUCTWORK SUPPORT FRAMES AS REQUIRED TO INSTALL NEW ROOF/FLASHING ASSEMBLY.
14 REMOVE EXISTING METAL COPING ASSEMBLY, TYP.
15 EXISTING ROOF ACCESS HATCH TO REMAIN W/ EXISTING FIBERGLASS RAILING ASSEMBLY TO BE REMOVED.
16 EXISTING LIGHTNING PROTECTION CABLING TO BE REMOVED W/ EXISTING WALL MOUNTED ANTENNA TO REMAIN. CONFIRM FUNCTION OF EXISTING CABLING & COORDINATE W/ FSCJ PRIOR TO REMOVAL.
17 CONTRACTOR TO SCOPE & SNAKE EACH EXISTING ROOF DRAIN DOWN TO THE POINT OF CONNECTION AT GRADE FOR ALL EXISTING ROOF DRAINS W/ CONTRACTOR TO PROVIDE WRITTEN REPORT OF RESULTS & CONFIRMATION THAT ALL DRAINS WERE SUCCESSFULLY SNAKED AS SPECIFIED.
18 EXISTING THRU WALL DRAINAGE OPENING.
19 EXISTING WALK-THRU OPENING.
20 EXISTING HEAT PUMP/ CONDENSER UNIT ON CURB SUPPORTS TO REMAIN. REMOVE EXISTING FLASHING ASSEMBLIES, TEMPORARILY LIFT UP EQUIPMENT & REMOVE EXG. METAL CURB CAPS.
21 EXISTING PIPE PORTAL TO REMAIN W/ EXISTING FLASHINGS TO BE REMOVED.
22 EXISTING METAL CURB & CAP TO REMAIN W/ EXISTING FLASHINGS TO BE REMOVED.
23 EXISTING HVAC UNIT, PIPE PORTAL & SUPPORT FRAMES TO REMAIN. REMOVE ALL EXISTING FLASHING ASSEMBLIES & SUPPORT FRAME BASES. TEMPORARILY RAISE EXISTING HVAC UNIT & SUPPORT FRAMES AS REQUIRED TO INSTALL NEW ROOF/ FLASHING ASSEMBLY & SUPPORT BASES.
24 EXISTING HVAC UNIT, DUCTWORK, & SUPPORT FRAMES TO REMAIN. REMOVE ALL EXISTING FLASHING ASSEMBLIES & SUPPORT FRAMES BASES. TEMPORARILY RAISE EXISTING DUCTWORK SUPPORT FRAMES AS REQUIRED TO INSTALL NEW ROOF/FLASHING ASSEMBLY & SUPPORT BASES.

BASE BID LIGHTWEIGHT INSULATING CONCRETE (LWIC) REPLACEMENT

REFER TO SHEET G000 FOR BASE BID LWIC REPLACEMENT REQUIREMENTS

KEY PLAN

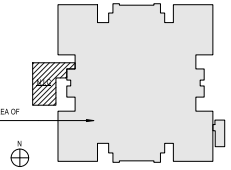

ttv architects, inc.
115 EAST FORSYTH STREET
JACKSONVILLE, FLORIDA 32202
T. 904.798.8333
WWW.TTVARCH.COM
FL Lic#AR92560
architecture planning interior design

PROJECT ARCHITECT
CHRISTOPHER P. NOBEL

LICENSE NO: #AR - 092560

CONSULTANTS

NO.	DATE	REVISION
1	10/25/2024	100% SUBMITTAL
2	03-11-2024	ADDENDUM #1

FSCJ BUILDING G - SOUTH CAMPUS ROOF REPLACEMENT

11901 BEACH BLVD , JACKSONVILLE, FL 32246

COPYRIGHT 2024, TTV ARCHITECTS: THIS DRAWING, EITHER PHYSICAL OR ON ELECTRONIC MEDIA, IS AN INSTRUMENT OF SERVICE AND THE PROPERTY OF TTV ARCHITECTS, INCORPORATED. IT IS FURNISHED FOR CONTRACT DOCUMENT PURPOSES ONLY, AND ANY USE, REUSE OR REPRODUCTION WITHOUT THE EXPRESSED WRITTEN PERMISSION OF THIS COMPANY IS PROHIBITED

SUB. DATE	03-11-2024
DRAWN BY	LDS
CHECKED BY	CPN
PROJECT NO.	2339

DEMOLITION ROOF PLAN

D101

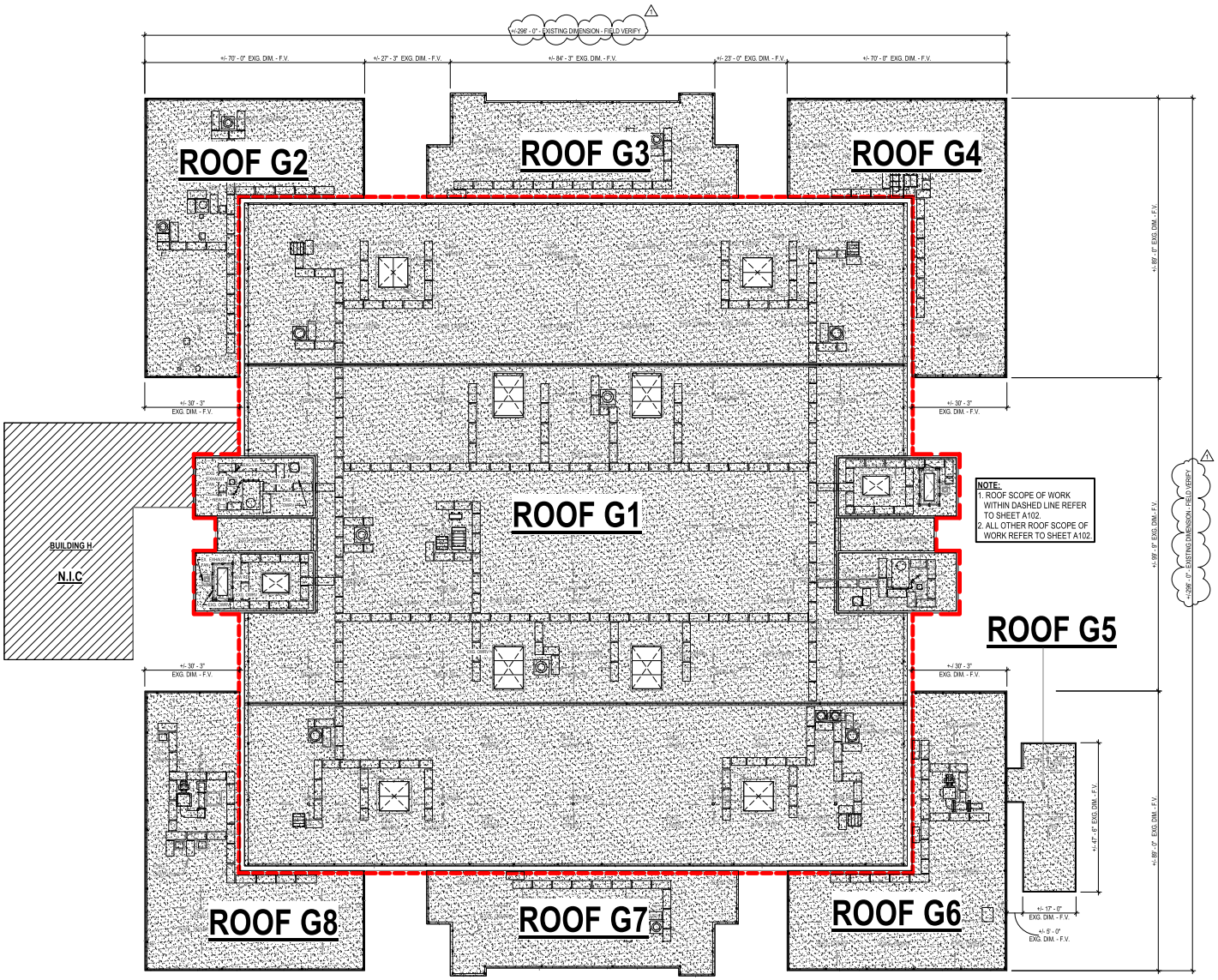

1 NEW ROOF KEY PLAN FOR REFERENCE ONLY
1/16" = 1'-0"

GENERAL ROOF PLAN NOTES

REFER TO SHEET D101 FOR GENERAL ROOF NOTES

NEW ROOF PLAN LEGEND:

NEW ROOF PLAN KEY NOTES:

REFER TO ENLARGED ROOF AREA PLANS & ENGINEERING DRAWINGS FOR ADDITIONAL INFORMATION.

KEY PLAN

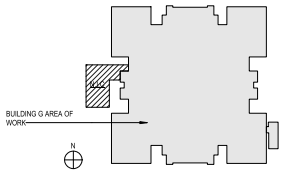

ttv architects, inc.
115 EAST FORSYTH STREET
JACKSONVILLE, FLORIDA 32202
T. 904.798.8333
WWW.TTVARCH.COM
FL Lic#AR92560
architecture planning interior design

PROJECT ARCHITECT
CHRISTOPHER P. NOBEL

LICENSE NO: #AR - 092560

CONSULTANTS

NO.	DATE	REVISION
1	03-11-2024	ADDENDUM #1

FSCJ BUILDING G - SOUTH CAMPUS
ROOF REPLACEMENT
11901 BEACH BLVD , JACKSONVILLE, FL 32246

COPYRIGHT 2024, TTV ARCHITECTS:
THIS DRAWING, EITHER PHYSICAL OR ON ELECTRONIC MEDIA, IS AN INSTRUMENT OF SERVICE AND THE PROPERTY OF TTV ARCHITECTS, INCORPORATED. IT IS FURNISHED FOR CONTRACT DOCUMENT PURPOSES ONLY, AND ANY USE, REUSE OR REPRODUCTION WITHOUT THE EXPRESSED WRITTEN PERMISSION OF THIS COMPANY IS PROHIBITED.

SUB. DATE	03-11-2024
DRAWN BY	LDS
CHECKED BY	CPN
PROJECT NO.	2339

NEW ROOF KEY PLAN FOR REFERENCE ONLY

A101

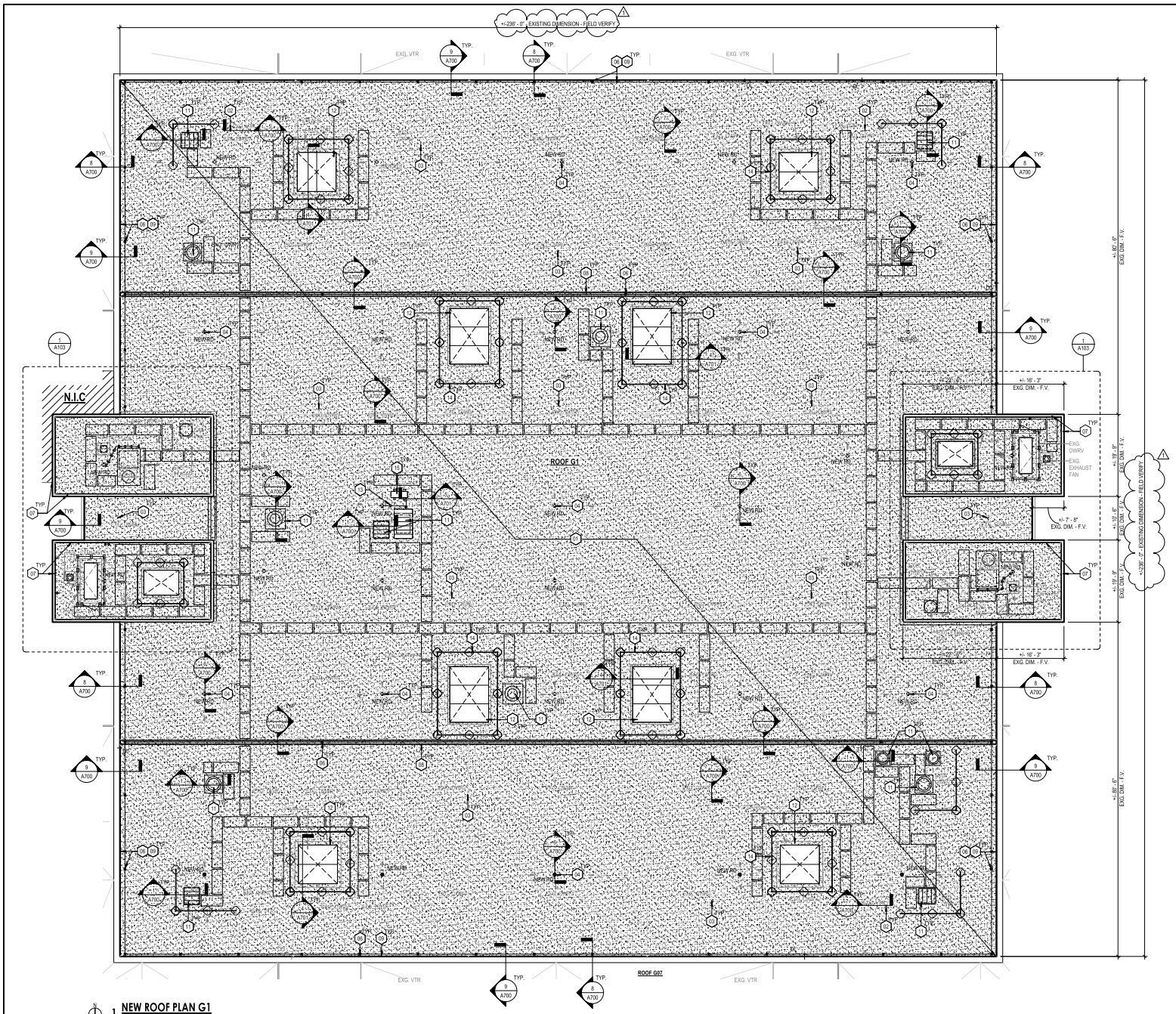

1 **NEW ROOF PLAN G1**
3/32" = 1'-0"

GENERAL ROOF PLAN NOTES

REFER TO SHEET D101 FOR GENERAL ROOF NOTES

NEW ROOF PLAN LEGEND:

- AREA OF NO WORK
- KEYNOTE
- NEW WALK TREAD - COORDINATE EXACT LOCATION W/ FSCJ IN FIELD.
- SLOPE DIRECTION WITH EXISTING SLOPE TO REMAIN - FIELD VERIFY EXACT SLOPE & DIRECTION.
- NEW FREESTANDING FALL PROTECTION SYSTEM.
- DL — EXISTING DOWN LEAD/ LOCATION ONLY FOR REFERENCE. ROOFER TO FIELD VERIFY ALL COMPONENTS.
- NEW RD — EXISTING ROOF DRAIN LOCATION W/ NEW RETROFIT KIT, TYP.
- NEW ROOFING ASSEMBLY OVER/ EXISTING LIGHTWEIGHT INSULATING CONCRETE
- NEW BALLASTED ROOF HATCH SAFETY SYSTEM.
- EXG. VTR OR OWRV — EXISTING WASTE VENT (VTR) OR ONE WAY ROOF VENT (OWRV) TO REMAIN. TEMPORARILY COVER DURING ALL DEMOLITION & NEW WORK TO KEEP GRANULES & DEBRIS OUT OF VENT STACKS.
- EXISTING EXHAUST VENT TO REMAIN. TEMPORARILY COVER DURING ALL DEMOLITION & NEW WORK TO KEEP GRANULES & DEBRIS OUT OF VENT STACKS.
- GENERAL LIGHTING PROTECTION DEVICE/ LOCATION ONLY FOR REFERENCE. ROOFER TO FIELD VERIFY ALL COMPONENTS.
- EXISTING SKYLIGHT TO REMAIN. TEMPORARILY COVER DURING ALL DEMOLITION & NEW WORK TO AVOID DAMAGES.
- XAFR= ABOVE FINISHED ROOF. ROOFER TO FIELD VERIFY EXACT DIM.
- EXISTING BUILDING EXPANSION JOINT W/ NEW EXPANSION JOINT ASSEMBLY

NEW ROOF PLAN KEY NOTES:

REFER TO ENGINEERING DRAWINGS FOR ADDITIONAL INFORMATION.

01 NEW ROOFING ASSEMBLY OVER EXISTING LIGHTWEIGHT INSULATING CONCRETE.
02 EXISTING VENT THRU ROOF (VTR) TO REMAIN. PROVIDE NEW FLASHING ASSEMBLY, TYP.
03 EXISTING ONE WAY ROOF VENT (OWRV) TO REMAIN. PROVIDE NEW FLASHING ASSEMBLY, TYP.
04 EXISTING ROOF DRAIN W/ NEW RETROFIT KIT, TYP.
05 AREAS WHERE EXISTING ABANDONED EXHAUST VENT ASSEMBLY OCCURS TO BE CAPPED AT DECK & INFILLED W/ NEW LWIC PATCH MATERIAL AS REQUIRED TO RECEIVE NEW ROOFING.
06 NEW LIGHTNING PROTECTION SYSTEM TO BE MOUNTED ON THE ROOF SURFACE.
07 NEW LIGHTNING PROTECTION SYSTEM TO BE ATTACHED TO THE NEW METAL COPING ASSEMBLY.
08 EXISTING EXPANSION JOINT LOCATION W/ NEW FLASHING ASSEMBLY, TYP.
09 NEW PERIMETER METAL FASCIA ASSEMBLY, TYP.
10 EXISTING OVERFLOW SCUPPER TO REMAIN W/ NEW FLASHING ASSEMBLY, TYP.
11 EXISTING EQUIPMENT OR EXHAUST FAN TO REMAIN W/ NEW FLASHING ASSEMBLY ALONG EXISTING CURB, TYP.
12 EXISTING SKYLIGHT TO REMAIN W/ NEW FREESTANDING FALL PROTECTION SYSTEM ALONG WITH NEW SKIRT FLASHING INSERTED UP & UNDER EXISTING METAL FLANGE ASSEMBLY, TYP.
13 NEW ROOFTOP CONDUIT/ PIPING SUPPORT. CAREFULLY LIFT UP EXISTING CONDUITS/PIPING AS REQUIRED TO INSTALL NEW PIPING SUPPORT ASSEMBLIES.
14 NEW FREESTANDING FALL PROTECTION SYSTEM.
15 EXISTING HEAT PUMP/ CONDENSER UNIT ON CURB SUPPORTS TO REMAIN W/ NEW FLASHING ASSEMBLIES & METAL CURBS CAPS.

KEY PLAN

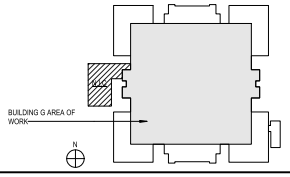

ttv architects, inc.
115 EAST FORSYTH STREET
JACKSONVILLE, FLORIDA 32202
T. 904.798.8333
WWW.TTVARCH.COM
FL Lic#AR92560
architecture planning interior design

PROJECT ARCHITECT
CHRISTOPHER P. NOEL

LICENSE NO: #AR - 092560

CONSULTANTS

SEQ.	DATE	REVISION
1	02/26/2024	ASI#01(RAM 4)
2	03-11-2024	ASI#2(RAM 5)

FSCJ BUILDING G - SOUTH CAMPUS ROOF REPLACEMENT

11901 BEACH BLVD , JACKSONVILLE, FL 32246

COPYRIGHT 2024, TTV ARCHITECTS:
THIS DRAWING, EITHER PHYSICAL OR ON ELECTRONIC MEDIA, IS AN INSTRUMENT OF SERVICE AND THE PROPERTY OF TTV ARCHITECTS, INCORPORATED. IT IS FURNISHED FOR CONTRACT DOCUMENT PURPOSES ONLY, AND ANY USE, REUSE OR REPRODUCTION WITHOUT THE EXPRESSED WRITTEN PERMISSION OF THIS COMPANY IS PROHIBITED

SUB. DATE	03-11-2024
DRAWN BY	LDS
CHECKED BY	CPN
PROJECT NO.	2339

NEW ROOF PLAN G1

A102

Florida State College at Jacksonville is a member of the Florida College System and is not affiliated with any other public or private university or college in Florida or elsewhere.

Florida State College at Jacksonville does not discriminate against any person on the basis of race, color, ethnicity, genetic information, national origin, religion, gender, marital status, disability, or age in its programs or activities. Inquiries regarding the non-discrimination policies may be directed to the College's Equity Officer, 501 West State Street, Jacksonville, Florida 32202 | (904) 632-3221 | equityofficer@fscj.edu.

Florida State College at Jacksonville is accredited by the Southern Association of Colleges and Schools Commission on Colleges to award the baccalaureate and associate degree. Contact the Commission on Colleges at 1866 Southern Lane, Decatur, Georgia 30033-4097, or call (404) 679-4500 for questions about the accreditation of Florida State College at Jacksonville. The Commission is to be contacted only if there is evidence that appears to support an institution's significant non-compliance with a requirement or standard.