


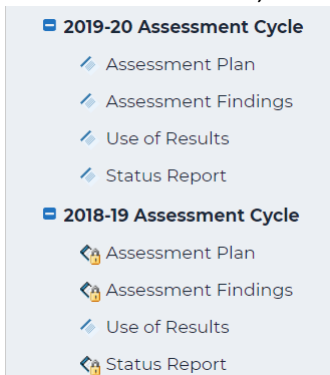
Taskstream Instructions: Viewing Assessment Data

1. Log into Taskstream: fscj.onelogin.com. Select “Taskstream.”
2. Click on your designated workspace.

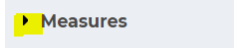


Academic Assessment Workspace

3. On the left-hand side, click on the information you would like to view.



4. Click on the bar to expand the section.



5. You will be able to view data entered in each section.