
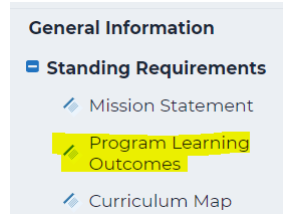


Taskstream Instructions: Mapping Outcomes

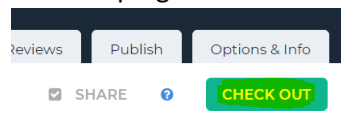
1. Go to: fscj.onelogin.com. Sign in with your College credentials. Select "Taskstream."
2. Click on desired participating area workspace.



3. Click on **Program Learning Outcomes** on the left-hand side.



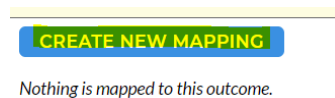
4. Click the green **Check Out** button on the top right.



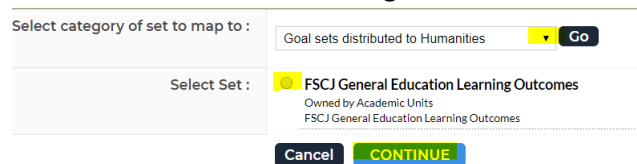
5. Choose the **Map** link next to the desired outcome.

Outcome	Mapping
Critical Thinking Q Students will demonstrate proficiency in critical thinking.	No Mapping Map

6. Click on **Create New Mapping**.



7. Select **Goal sets distributed to program** from the drop-down menu and click **Go**. Click on the radio button next to **FSCJ General Education Learning Outcomes** and then press **Continue**.



8. Select the appropriate goal by clicking on the radio button to the left.

Goal

- Communication**
Effective communication is defined as an individual's
- Critical Thinking**
Critical thinking is defined as an individual's ability to
- Global Sociocultural Responsibility**
Global sociocultural responsibility is defined as the v
local, national, and environmental events and concer
- Information Literacy**
Information literacy is defined as an individual's abili
- Scientific and Quantitative Reasoning**
Scientific reasoning is the interpretation of measura
Quantitative reasoning is the ability to understand a

9. Click **Continue**.

10. If there are additional outcomes to be mapped, repeat the process. If you are done, click the green **Check In** button on the top right of the screen.

