

# Public Information on Performance and Student Achievement

Florida State College at Jacksonville  
Business Baccalaureate Programs

# Accreditation Council for Business Schools and Programs (ACBSP)

As part of the self-study and submission for FSCJ business baccalaureate program accreditation by ACBSP, information must be provided to the public on performance and student achievement. This information provided is for the following programs:

- Business Administration BS
- Financial Services BS
- Logistics BAS
- Supervision and Management BAS

# FSCJ Quick Facts and Figures

College-wide statistics on Student Demographics, Enrollment, Completions, and other frequently sought information can be found at the following locations:

- College-wide link to most recent FSCJ Annual Fact Book: <https://www.fscj.edu/discover/about-history/facts-stats>
- College-wide link to FSCJ Consumer Information, including graduation rates, transfer-out rates, and job placement rates for graduates: <http://fscj.edu/discover-fscj/consumer-information>

# Student Demographics

## Business Baccalaureate Programs

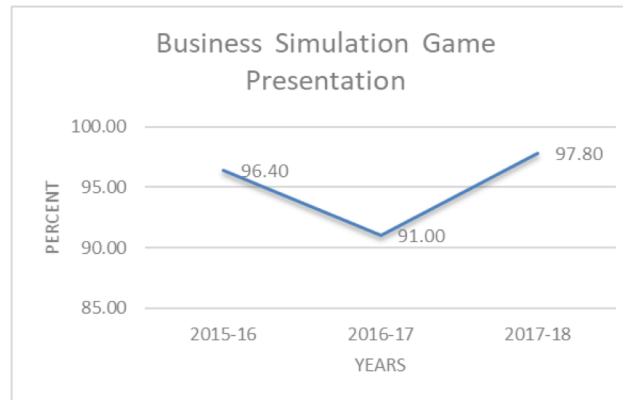
<i>Gender and Age</i>		<i>2016-2017</i>		
<b>Programs Included</b>		Female	Male	Total
<b>Business Administration BS</b>	Gender Count	1,178	707	1,885
<b>Financial Services BS</b>	Gender Percent	62.49%	37.51%	100%
<b>Logistics BAS</b>	Age Average	35	34	35
<b>Supervision &amp; Mgmt. BAS</b>				

<i>Race and Ethnicity</i>		<i>2016-2017</i>	
<b>Programs Included</b>		Count	Percent
<b>Business Administration BS</b>	Black	622	32.99%
<b>Financial Services BS</b>	White	900	47.75%
<b>Logistics BAS</b>	Hispanic	90	4.77%
<b>Supervision &amp; Mgmt. BAS</b>	Multi-Racial	22	1.17%
	Other	251	13.32%
	Total	1,885	100.00%

# Student Learning Outcomes Sample Assessment Results

## Business Administration BS

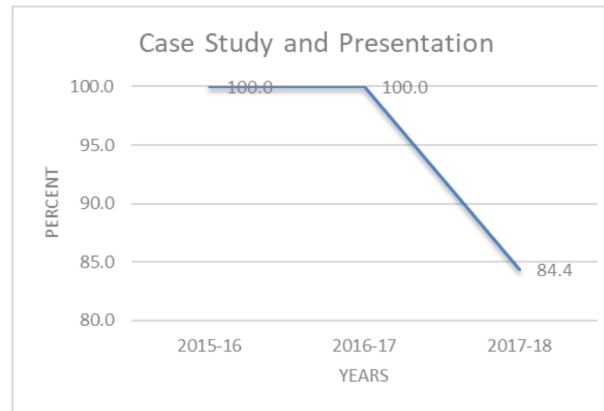
Measurable Goal	Measurement Instrument or Process	Current Results	Analysis of Results	Action Taken or Improvement Made
<p>BS Business Administration - The score for at least 75% of assessed Capstone class students will meet or exceed a 70% passing threshold on a Presentation. This assessment measures the following Student Learning Outcomes:</p> <p>SLO2. Business Concepts and Functions</p> <p>Apply skills and knowledge of business concepts and functions in an integrated manner.</p>	<p>A Business Simulation Game Presentation was used for 2015-16, 2016-17 and 2017-18. The artifacts scored represented 100% of the students in the Capstone class. (Direct, Summative, Internal, External)</p>	<p>The goal was exceeded in 2015-2016 (96.4%), 2016-2017 (91.0%), and 2017-2018 (97.8%). The Business Game Simulation Presentations were completed by 84, 67 and 90 students respectively.</p>	<p>Over a three-year period, the Business Simulation Game results exceeded expectations. The program will continue to monitor to see if this trend continues.</p>	<p>The program made revisions to the curriculum that took effect in Fall 2017. During Fall 2017, the program began using the Peregrine Academic Services Common Professional Component exam for learning outcomes measurement with both internal (inbound/outbound) and external (comparable ACBSP schools) benchmarking. The program also updated course descriptions, topics, course learning outcomes, and textbooks for all bachelor business courses; Updated course prerequisites to include GEB3213 – Business Writing for all upper-level bachelor business courses; Updated course prerequisites to include the State of Florida mandated program prerequisites: ACG2021 – Financial Accounting, ACG2071 – Managerial Accounting, CGS1100 – Microcomputer Applications, ECO2013 – Principles of Economics I, ECO2023 – Principles of Economics II, MAC2233 – Calculus for Business and Social Sciences II, and STA2023 - Elementary Statistics or QMB2100 – Business Statistics. For Fall 2018, several course master shells were updated.</p>



# Student Learning Outcomes Sample Assessment Results

## Financial Services BS

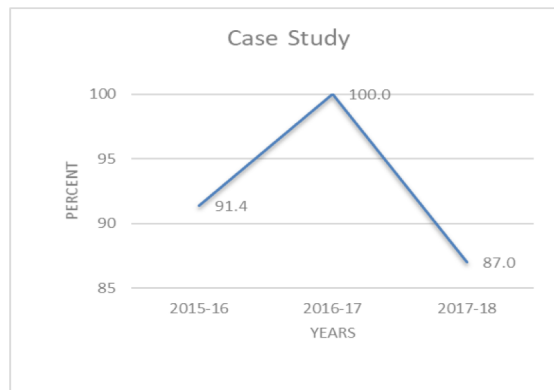
Measurable Goal	Measurement Instrument or Process	Current Results	Analysis of Results	Action Taken or Improvement Made
<p>BS Financial Services - The score for at least 75% of assessed Capstone class students will meet or exceed a 70% passing threshold on a Case Study and Presentation. This assessment measures the following Student Learning Outcomes:</p> <p>SLO2. Analysis of Problems and Issues</p> <p>Apply financial theory in the analysis of problems and issues by identifying the problem then gathering and analyzing relevant data to identify and evaluate solutions.</p>	A Case Study and Presentation were used for 2015-16, 2016-17 and 2017-18 (Direct, Summative, Internal)	The goal was exceeded in 2015-2016 (100.00%), 2016-2017 (100.00%), and 2017-2018 (84.4%). The number of FSCJ students completing the Case Study and Presentation was 3, 10, and 32 respectively per year.	Over a three-year period, the financial theory case study results exceeded expectations. The program will continue to monitor to see if this trend continues.	The program made revisions to the curriculum that took effect in Fall 2017. During Fall 2017, the program began using the Peregrine Academic Services Common Professional Component exam for learning outcomes measurement with both internal (inbound/outbound) and external (comparable ACBSP schools) benchmarking. The program also updated course descriptions, topics, course learning outcomes, and textbooks for all bachelor business courses; Updated course prerequisites to include GEB3213 – Business Writing for all upper-level bachelor business courses; Updated course prerequisites to include the State of Florida mandated program prerequisites: ACG2021 – Financial Accounting, ACG2071 – Managerial Accounting, CGS1100 – Microcomputer Applications, ECO2013 – Principles of Economics I, ECO2023 – Principles of Economics II, MAC2233 – Calculus for Business and Social Sciences II, and STA2023 - Elementary Statistics or QMB2100 – Business Statistics. For Fall 2018, several course master shells were updated



# Student Learning Outcomes Sample Assessment Results

## Logistics BAS

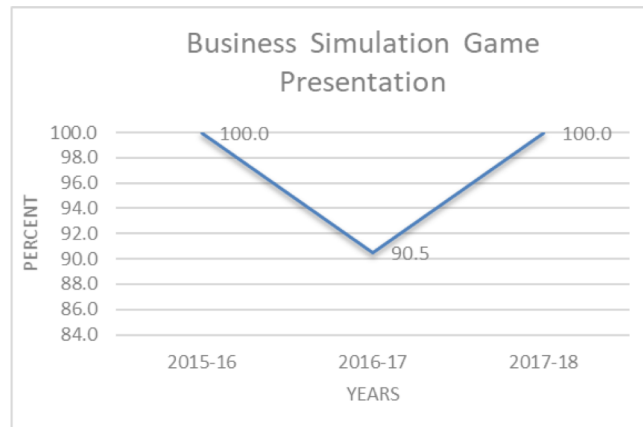
Measurable Goal	Measurement Instrument or Process	Current Results	Analysis of Results	Action Taken or Improvement Made
<p>BAS Logistics - The score for at least 80% of assessed students during TRA3153 Strategic Transportation will meet or exceed an 80% passing threshold on a Case Study. This assessment measures the following Student Learning Outcomes:</p> <p>SLO2. Quantitative Skills</p> <p>Students will demonstrate proficiency in quantitative skills needed in the logistics industry</p>	<p>A Case Study was used for 2015-16, 2016-17 and 2017-18 (Direct, Summative, Internal)</p>	<p>The goal was exceeded in 2015-2016 (91.4%), 2016-2017 (100.0%), and 2017-2018 (87.0%). The number of FSCJ students completing the Case Study was 35, 23, and 19 respectively per year.</p>	<p>Over a three-year period, the case study results exceeded expectations. The program will continue to monitor to see if this trend continues.</p>	<p>The program made revisions to the curriculum that took effect in Fall 2018. During Fall 2018, the program began requiring students to perform an operations simulation and take the Peregrine Academic Services Common Professional Component Exam during the newly developed Logistics Capstone course for learning outcomes measurement with external (comparable ACBSP schools) benchmarking; Updated course descriptions, topics, course learning outcomes, and textbooks for all TRA prefix courses; Updated course prerequisites to include GEB3213 – Business Writing for all upper-level TRA prefix courses; Began requiring CGS2512 – Spreadsheet Concepts and Practices as a prerequisite to the lower-level TRA2131 – Purchasing and TRA2152 – Operations Management courses to assure that students have the necessary Excel skills to be prepared not only for the lower-level TRA courses but also to be better prepared for the content of the upper-level TRA courses; Added a new TRA4910 – Logistics Capstone course so that students have the opportunity to apply all of their knowledge and skills obtained throughout the entire program.</p>



# Student Learning Outcomes Sample Assessment Results

## Supervision and Management BAS

<p>BAS Supervision and Management - The score for at least 75% of assessed Capstone class students will meet or exceed a 70% passing threshold on a Presentation. This assessment measures the following Student Learning Outcomes:</p> <p>SLO2. Business Concepts and Functions</p> <p>Apply skills and knowledge of business concepts and functions in an integrated manner.</p>	<p>A Business Simulation Game Presentation was used for 2015-16, 2016-17 and 2017-18. The artifacts scored were from one randomly selected Capstone class section per Fall and Spring term for a total of two classes per analysis year. This sample represents 25% of the class sections per term. (Direct, Summative, Internal, External)</p>	<p>The goal was exceeded in 2015-2016 (100.0%), 2016-2017 (90.5%), and 2017-2018 (100.0%). The Business Game Simulation Presentations were completed by 48, 95 and 73 students respectively.</p>	<p>Over a three-year period, the Business Simulation Game results exceeded expectations. The program will continue to monitor to see if this trend continues.</p>	<p>The program made revisions to the curriculum that took effect in Fall 2017. During Fall 2017, the program began using the Peregrine Academic Services Common Professional Component exam for learning outcomes measurement with both internal (inbound/outbound) and external (comparable ACBSP schools) benchmarking. The program also updated course descriptions, topics, course learning outcomes, and textbooks for all bachelor business courses; Updated course prerequisites to include GEB3213 – Business Writing for all upper-level bachelor business courses. For Fall 2018, several course master shells were updated.</p>
--	---	--	---	--





# Business Baccalaureate Program Performance Results

Samples of program performance results in the areas of enrollment, course success rates, and completions are provided in the charts below.

