

# Public Information for ACBSP Accredited Programs at Florida State College at Jacksonville



# Accreditation Council for Business Schools and Programs (ACBSP)

As part of our ACBSP accreditation, we are required to provide information to the public on the performance of our programs, including:

- Student Demographics
- Graduation Rates & Job Placement Rates
- Student Achievement
- Assessment and Program Results



# Student Demographics, Enrollments, and Completion

College-wide statistics on Student Demographics, Enrollments, and Completion can be found at the following locations:

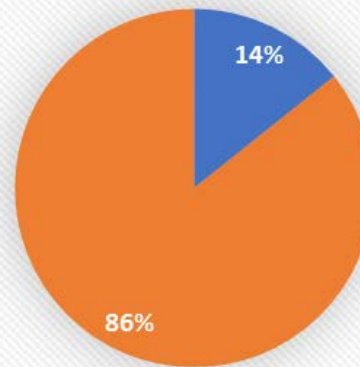
- College-wide link to most recent FSCJ Annual Fact Book: <https://www.fscj.edu/discover/about-history/facts-stats>
- College-wide link to FSCJ Consumer Information, including graduation rates, transfer-out rates, and job placement rates for graduates: <http://fscj.edu/discover-fscj/consumer-information>

# Student Demographics

## A.S. Accounting Technology

Between Summer 2015 and Spring 2017, there were 42 graduates from the A.S. in Accounting Technology degree. Of the 42 graduates, 36 were female and 6 were male.

**A.S. Accounting Technology  
2015-2017 Graduates by Gender**



■ Male ■ Female



# Student Demographics

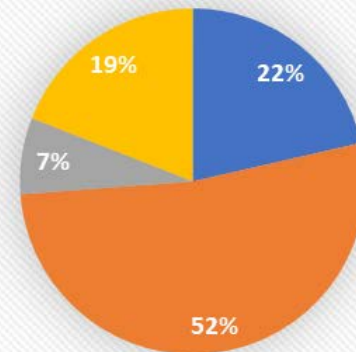
## A.S. Accounting Technology

Between Summer 2015 and Spring 2017, there were 42 graduates from the A.S. in Accounting Technology degree.

Of the 42 graduates, the following reflects the ethnic diversity:

- African American – 9
- Caucasian – 22
- Hispanic – 3
- All Other – 8

**A.S. Accounting Technology  
2015-2017 Graduates by Ethnicity**

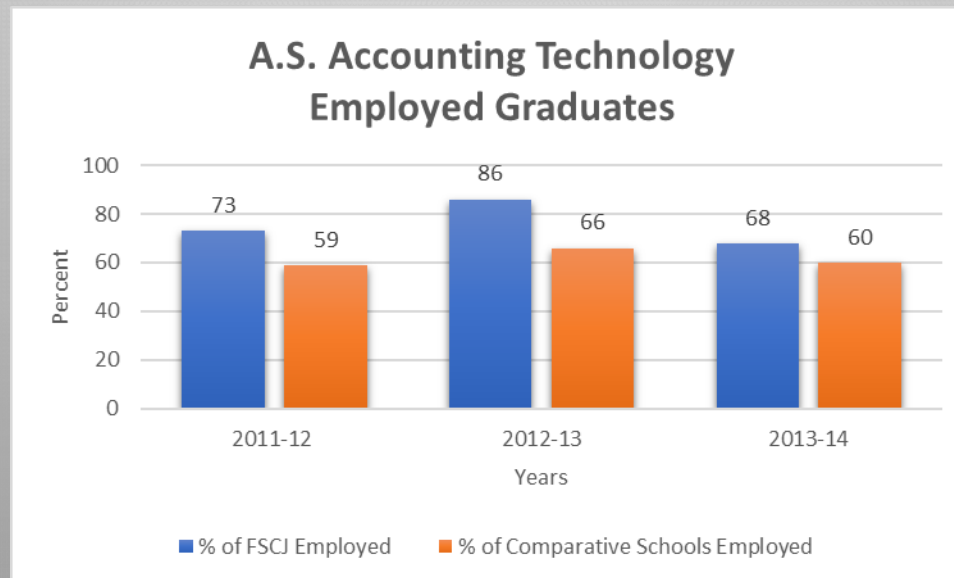


■ African American ■ Caucasian ■ Hispanic ■ All Other

# Employed Graduates

## A.S. Accounting Technology

The Florida Education and Training Placement Information Program (FETPIP) data is the source for this information. Each of the 28 Florida College System Institutions are required to report student outcomes to the Florida State Department of Education annually. This data includes information on student graduation, employment, earnings, and continued education rates. The data reported lags at least two years behind but is collected in a consistent manner. The graph below represents the percent of employed FSCJ graduates compared to the percent of employed graduates of comparative schools (averaged). The data is available at: [https://www.floridacollegesystem.com/data/florida\\_college\\_graduates\\_succeed.aspx](https://www.floridacollegesystem.com/data/florida_college_graduates_succeed.aspx).

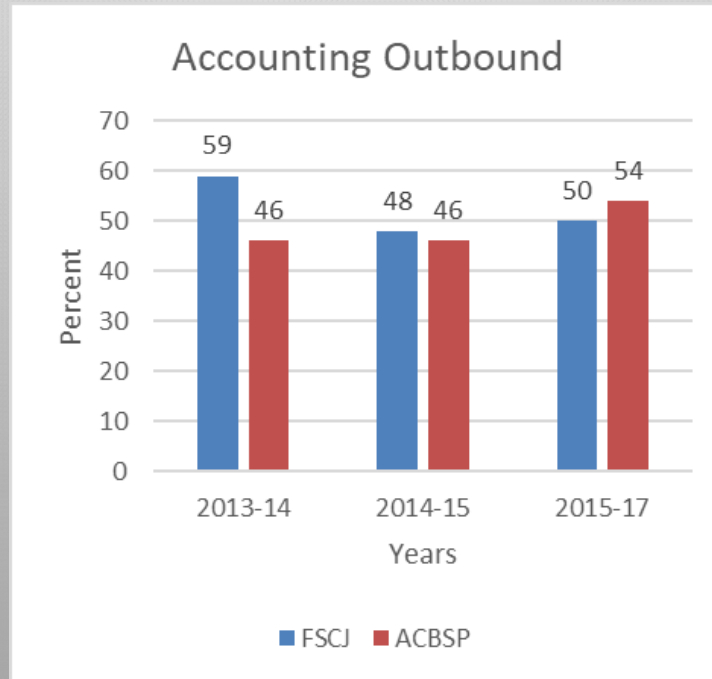




# Assessment

## A.S. Accounting Technology

In the A.S. Accounting Technology program, students are tested on the various sections of the Peregrine Common Professional Component (CPC) Comprehensive Exam. Results are compared to other ACBSP schools. The outbound results over the past 3 evaluation periods are graphed below.

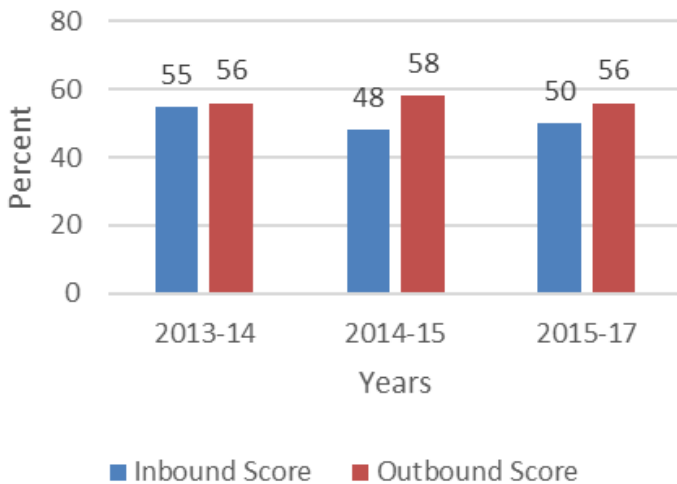


# Assessment

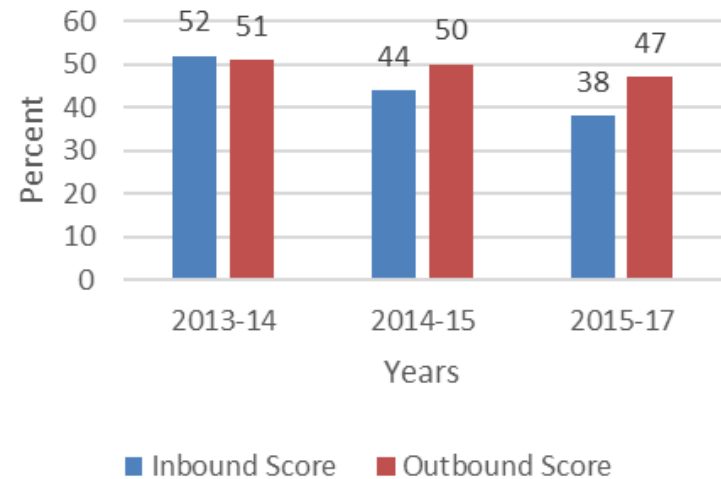
## A.S. Accounting Technology

In the A.S. Accounting Technology program, students will demonstrate relevant accounting competencies on the Overview of Management Accounting and the Master Budget and Responsibility Accounting sections of the Peregrine CPC Exam.

### Overview of Management Accounting



### The Master Budget and Responsibility Accounting

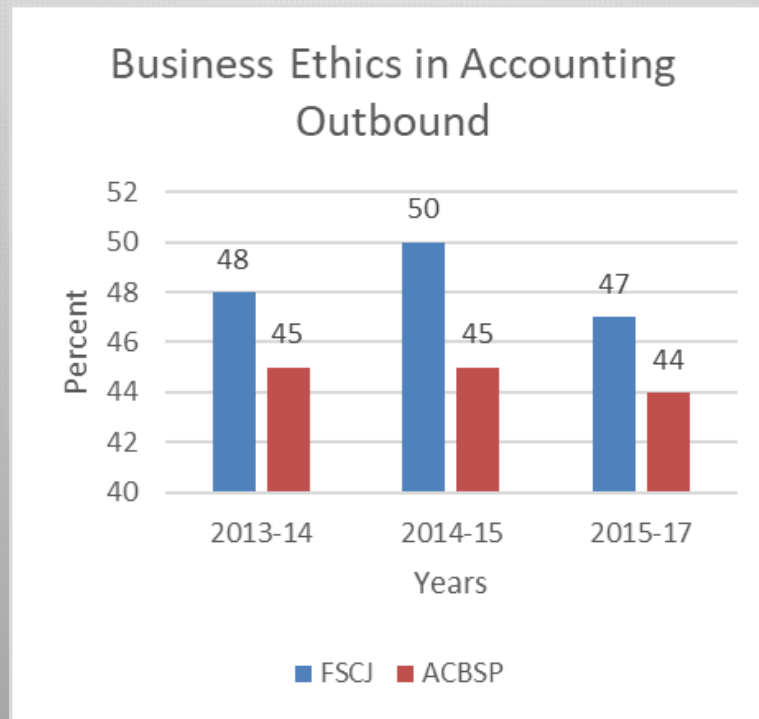




# Assessment

## A.S. Accounting Technology

In the A.S. in Accounting Technology program, students will demonstrate relevant competencies on the Business Ethics in Accounting section of the Peregrine CPC exam.



# Student Satisfaction Results

## A.S. Accounting Technology

To measure student satisfaction, a survey is administered in the Capstone course. The students rate the Overall Program and Facilities on a scale (Very Dissatisfied, Dissatisfied, Neither Satisfied nor Dissatisfied, Satisfied, Very Satisfied). The percentage of students who rate as Satisfied or Very Satisfied with the Overall Program and Facilities for 4 terms are plotted on the graph below.

